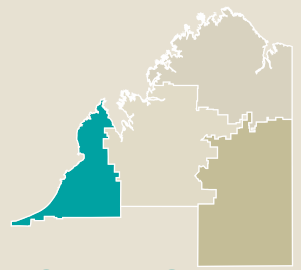
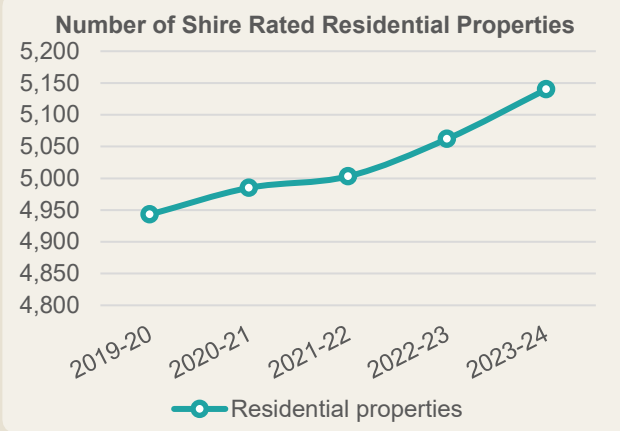


BROOME HOUSING SNAPSHOT



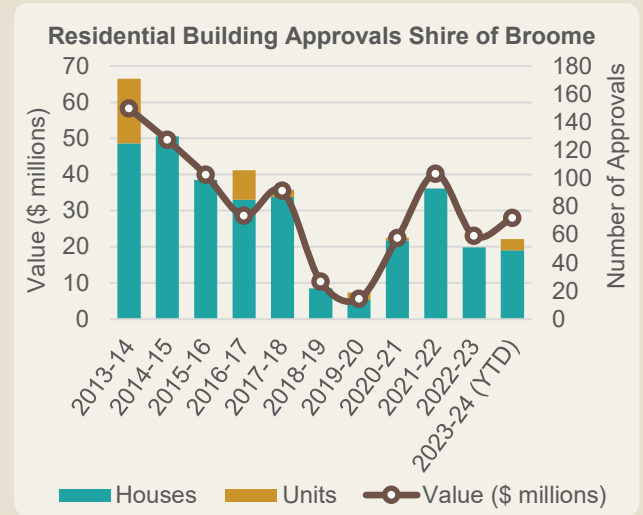
RESIDENTIAL HOUSING STOCK

For the period 2019-23 only 197 residential dwellings have been added to the Shire of Broome rated stock. This equates to an increase of 3.99% and indicates a slow residential building growth rate. Figures are calculated at July 1 of each financial year. There are currently 5,140 residential properties in Broome.



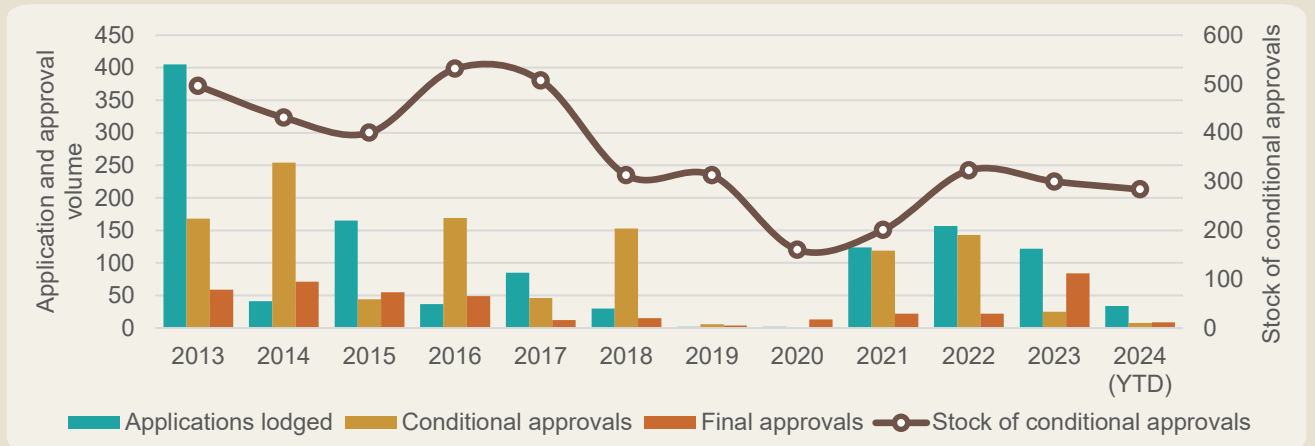
BUILDING APPROVALS

A decrease in building approvals has resulted in a significant decrease in economic revenue to the building industry and local economy. 2023-24 YTD presents data up to March 2024.

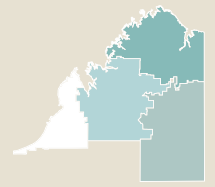


STATE LOT ACTIVITY

State lot activity is sourced from the Department of Planning, Lands, and Heritage quarterly. Applications lodged, Conditional approvals, and Final approvals are aggregated across each quarter, and Stock of conditional approvals is averaged across each quarter to present data for each calendar year. Despite high stock of Conditional approvals, many of these are not proceeding to Final approval. A contributing factor for this is the high cost and delay of headworks – being the delivery of water, power and sewerage service connections, which further delay and constrain developments from proceeding.

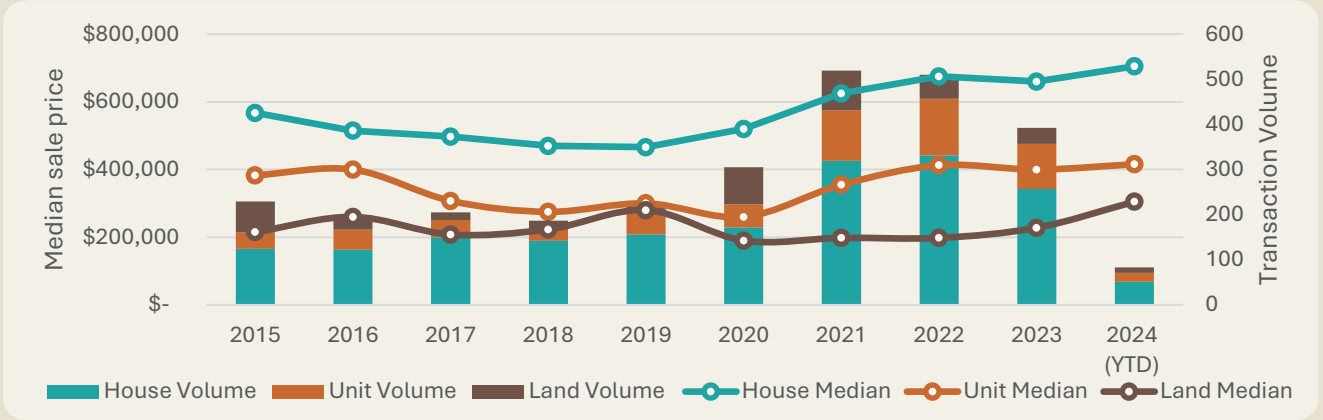


BROOME HOUSING SNAPSHOT



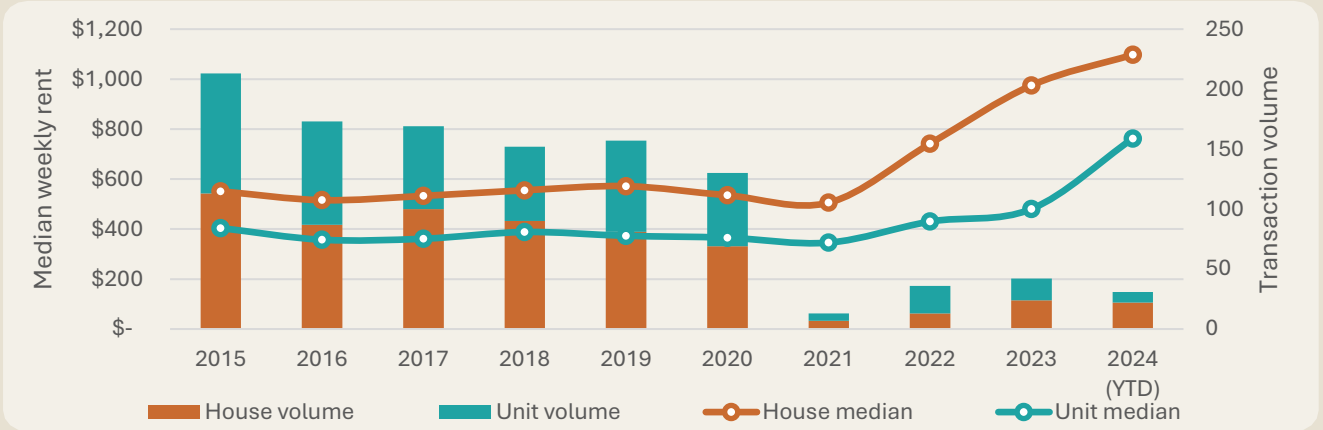
SALES MARKET

Broome property sales are sourced from Landgate quarterly. Transaction volumes are aggregated, and median prices are averaged across four quarters to present data for each calendar year.

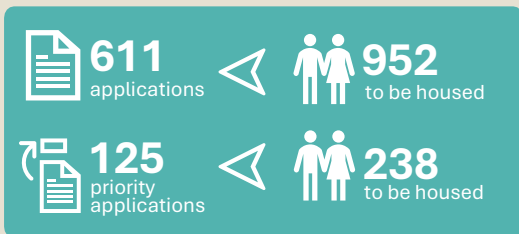


RENTAL MARKET

Broome rental data is sourced from REIWA for four suburbs (Djugun, Broome, Cable Beach, Bilingurr) and subsequently aggregated into a single figure for the Broome market by weighting each suburbs' contribution to the overall rental market. Rentals account for 52% of the total of residential private dwellings in Broome, compared to 27.3% in broader Western Australia.



PUBLIC HOUSING WAITLIST



GROH & PUBLIC HOUSING

GROH maximum weekly rent is based on a 3-bedroom high amenity home. Public housing weekly maximum is based on 2 adults with 2 children under 12, on minimum payments.

| Type | Stock | Price p/w | Date |
|--------|-------|-----------|-------------|
| Public | 863 | \$171 | at 31/12/23 |
| GROH | 486 | \$456 | at 31/12/23 |

