

# Kimberley Region

## ECONOMIC SNAPSHOT

September 2021

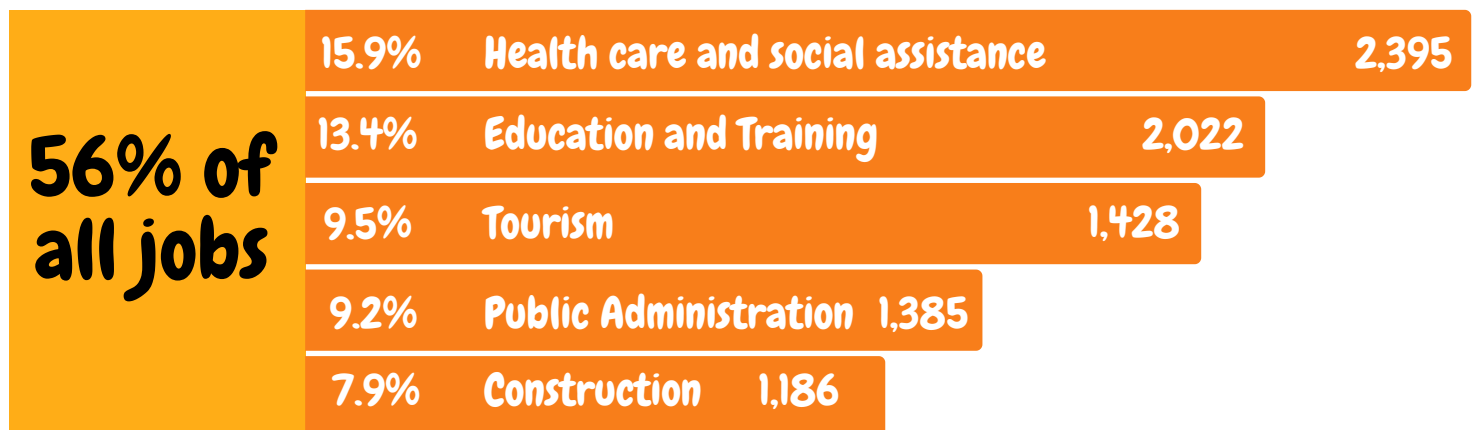



### GROSS REGIONAL PRODUCT

The GRP for the Kimberley is estimated at \$3.39 billion, which represents 1.1% of the estimated Gross State Product (\$316.23B)

### TOP 5 EMPLOYMENT SECTORS

The region is starting to recover towards a total **15,084 jobs**, with our top 5 industries responsible for over 50% of all employment, and showing we are a **diversified economy** with a strong service base. Labour intensive industries such as tourism will be key to achieving WA regional prosperity.



### Major Commodity Value



IRON ORE  
\$333.83M



DIAMONDS & NICKEL  
\$298.24M



CATTLE & CALVES  
\$290.78M



GOLD, COPPER, SILVER  
\$110.17M



\$567M ▲

Estimated Tourism  
Output



10.42% ▼

Unemployment  
Rate



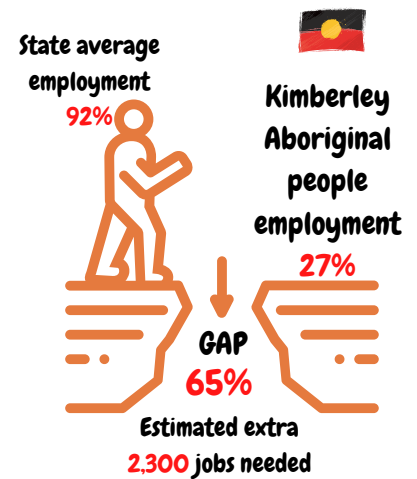
15.6% ▼

Higher Prices  
Compared to Perth

## OUR ABORIGINAL PEOPLE

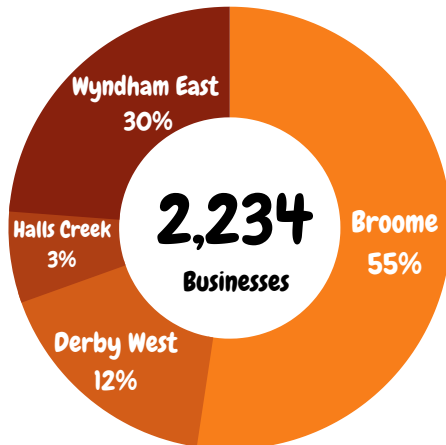
Kimberley Aboriginal people have enormous economic potential, with over **91% of the region covered by Native Title** claims or determinations and significant upside potential in jobs, economic contribution and social outcomes.

With **50%** of its total population of 36,014 people being Aboriginal, **closing the gap** between the WA State average employment and Kimberley Aboriginal employment requires **the creation of extra jobs and opportunities** in the region.

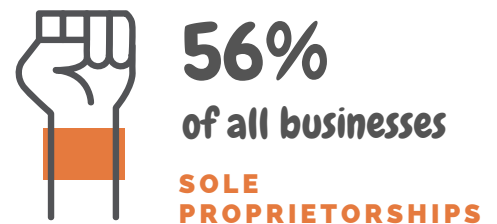



## BUSINESS COUNTS

The Kimberley experienced an **increase of nearly 1% in the number of businesses** in comparison with previous years (pre-COVID). When adjusted for population, our number of businesses per 100 people is above that of larger regions, such as Pilbara and Peel. The sector with the highest number of businesses is Construction, followed by Real Estate services and Agriculture, Forestry and Fishing.



### Business count Top 3 sectors



Our residents live and work in the region, stimulating and empowering small to medium business enterprises (SMEs).



**6.3** BUSINESSES PER 100 PEOPLE

## RESOURCES SECTOR

Mining is the industry generating the third highest output in the Kimberley region (\$558m), following Construction (\$694m) and Tourism (\$563.1m). The current sales generated by the Kimberley in the mining sector (\$432m) account for nearly 0.3% of the State gross mining value (\$145b), where diamonds, gems and precious stones account for over 50% of production.

## INDUSTRY DIVERSIFICATION & INNOVATION

The Kimberley is currently the only region in WA operating under the Emissions Reduction Fund (ERF) for savannah burning projects, which presents a win-win opportunity for Kimberley Aboriginal people. It is estimated that over \$1m in Australia Carbon Credit Units (ACCUs) has been generated and an estimated \$10M has flowed back to the region as a result.